

# BASO15

## Compact 15" bass reflex cabinet

### Highlights:

---

- 2 x Speakon compatible connector in recessed connector dish (linkthrough)
- 15" high-performance woofer
- Impact resistant die-cast frame
- SolidGrip™ carry handles

### Product information:

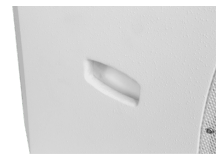
---

The BASO cabinets are universally useable passive bass cabinets. Their bass reflex design is engineered to be as compact as possible while giving the maximum performance in terms of sound quality and pressure. Their enclosures are crafted out of sturdy high-quality plywood while their elegant design enables them to be placed in any environment. The BASO15 is loaded with a 15" high-performance woofer with an RMS power rating of 700 Watt and maximum power of 1400 Watt. The strength of this loudspeaker originates from a 4" voice coil which is allowed to extra long excursions. Displacements are precisely controlled by the dual low-loss suspension resulting in a superior linear behaviour. These carefully selected high-grade materials in collaboration with accurate acoustical craftsmanship results in an impressive combination of punch and low frequency extension without compromises. The highly efficient design results in a sensitivity of 99 dB with a capability of continuous sound pressure production up to 127 dB. The frequency response ranges from 38 Hz up to 300 Hz while going down to 34 Hz at -10 dB. Besides these acoustical aspects, a lot of attention has been paid to all other aspects making it as versatile as possible. The enclosure is compact designed without any sacrifice to robustness due to the 18 mm high-quality plywood material finished with structured coating. The integrated carry handles and possibility to add an optional 35 mm pole adapter improve its mobility. Connections are made using two speakon compatible connectors located in a recessed connector dish, allowing link-through to other cabinets. This also allows close placement to any wall or corner.

### Applications:

---

- Clubs
- Museums & Themeparks
- Sporting facilities
- Events
- Concert venues
- Bars & Restaurants



### Impedance:

---

$\Omega$  8 Ohm

System specifications:

Speaker type		15" Bass reflex cabinet
Peak power handling		2800 W
Program power handling		1400 W
RMS/AES power handling		700 W
Impedance		8 Ω
Sensitivity (1W/1m)		99 dB
Sound Pressure (Max. W/1m)		127 dB
Frequency	Response (± 3 dB)	38 Hz - 300 Hz
	Range (-10 dB)	34 Hz - 1 kHz
Bass reflex tuning frequency		41 Hz
Connectors		2 x Speakon compatible connector in recessed connector dish (linkthrough)
Drivers		15" Ferrite with low-loss suspension and 1.5" 4-layer wounded voice coil

Product Features:

Dimensions		450 x 534 x 525 mm (W x H x D)
Weight		31 kg
Operating temperature		-20 °C ~ 60 °C
Construction		18 mm plywood with structured coating
Front finish		Steel grill (18 gauge)
Mounting & handling	Rigging points	3 x M6 mounting bracket installation holes on both sides
	Stand fitting	Optional 35 mm pole adapter
	Carry handles	Integrated carry handle on both sides
Colours		Black (RAL9004) (BASO15/B)
		White (RAL9003) (BASO15/W)
Accessories	Optional	CHB196 35 mm pole adapter

Variants:

- BASO15/B - Black version
- BASO15/W - White version

Shipping & Ordering:

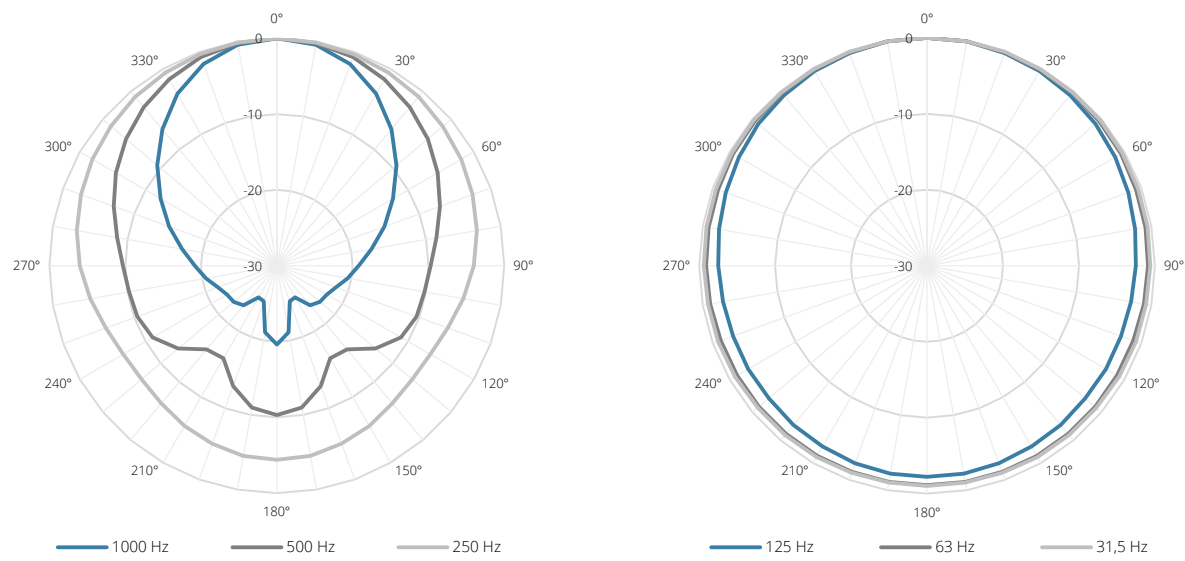
Packaging	Cardboard box
Shipping weight & volume	33 kg - 0.23 Cbm

## Architects' and Engineers' Specifications:

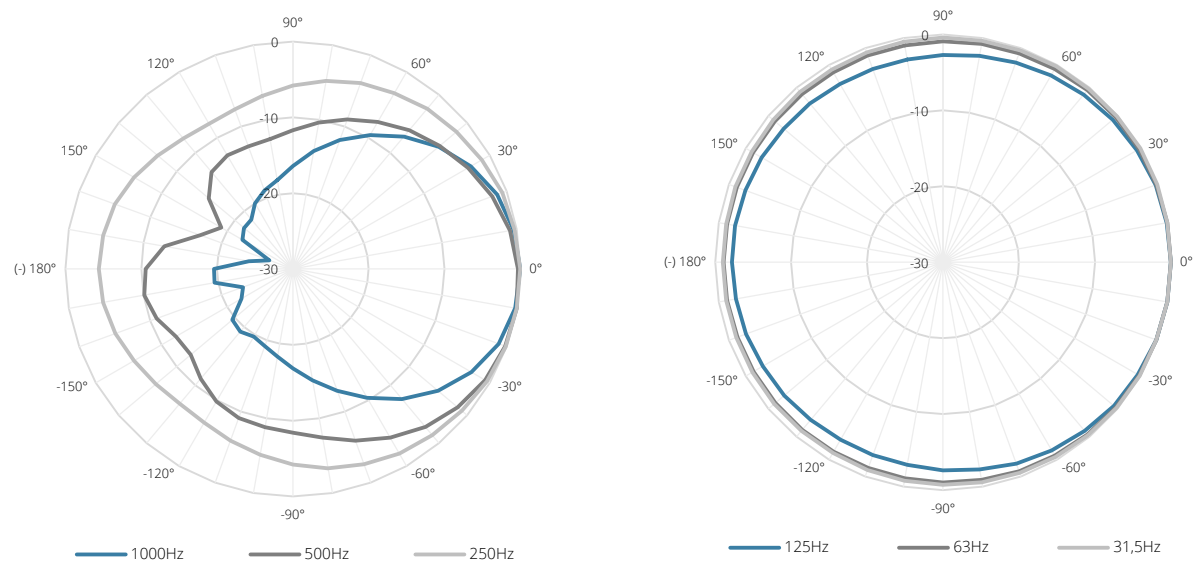
---

The subwoofer shall incorporate a 15" transducer with 4" voice coil and powerful ferrite type magnet which is loaded into a bass reflex front loaded enclosure. A dual low-loss suspension shall be used, precisely controlling voice coil replacements and resulting in a superior linear behaviour. The enclosure shall have a compact rectangular shape with curved front finishing and an elegant powdercoated steel grill which is lined with an acoustically transparent backing. The rear must have a trapezoidal shape while top and bottom corners are bevelled. The construction shall be made using 18 mm thick plywood finished with a structured coating which comes available in both black (RAL9004) & white (RAL9003) colour. Input connectors shall be parallel wired using speakon compatible connectors fitted in a re-cessed connector dish allowing close placement to any wall or corner. Two integrated carry handles and an (optional) 35 mm pole adapter shall be provided, improving the mobility of the system. It shall have an RMS power handling of 700 Watt, a maximum power handling of 1400 Watt and an impedance of 8 Ohm. The frequency response (-10 dB) shall range from 34 Hz to 1 kHz with a bass reflex tuning frequency of 41 Hz. The sensitivity shall be 99 dB when measuring with an input signal of 1 Watt at a distance of 1 meter, while the maximum continuous sound pressure level shall reach 127 dB. The system's enclosure shall be 534 mm high, 425 mm wide and 525 mm deep and the weight shall not exceed 31 Kg.

Horizontal Polars:



Vertical Polars:



Sensitivity:

